Schnitt 1 - 1 M 1:20
Deckensprung

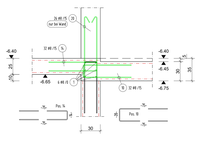

Schnitt 2 - 2 M 1:20
Deckensprung

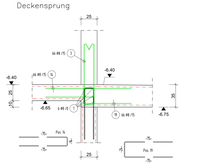

Schnitt 3 - 3 M 1:20
Deckenabschluss bei Lift

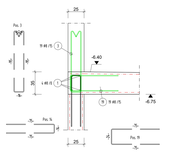

Schnitt 4 - 4 M 1:20
Deckensprung

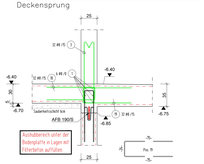

Schnitt 5 - 5 M 1:20
Deckenabschluss bei Lift

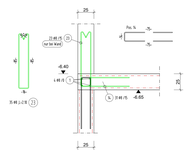

Schnitt V - V M 1:20
Wandsnschluss

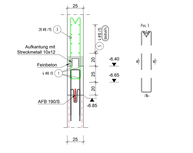

Schnitt W - W M 1:20
Deckenabschluss

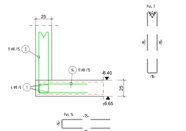

Schnitt X - X M 1:20
Deckenabschluss

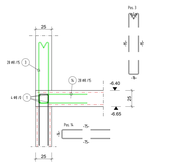

Schnitt Y - Y M 1:20
Wandonschluss

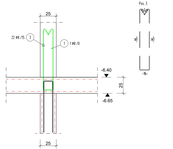

Schnitt Z - Z M 1:20
Wandanschluß Innen

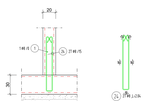

Schnitt Q - Q M 1:20
Höhensprung

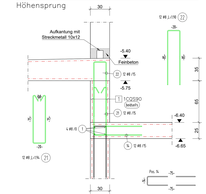

Schnitt R - R M 1:20
Deckenabschluss

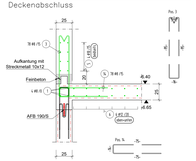

Schnitt S - S M 1:20
Höhensprung

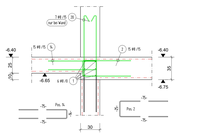

Schnitt T - T M 1:20
Deckenabschluss

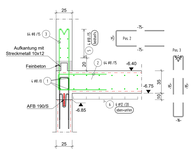

Schnitt U - U M 1:20
Deckenabschluss

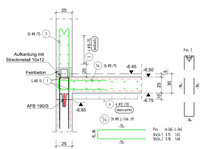

Schnitt K - K M 1:20
Rampenanschluss

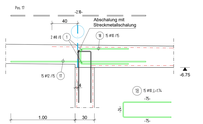

Schnitt L - L M 1:20
Deckenabschluss

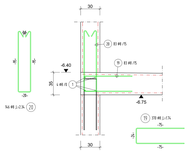

Schnitt M - M M 1:20
Rampenanschluss

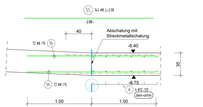

Schnitt N - N M 1:20
Deckenabschluss

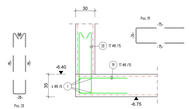

Schnitt O - O M 1:20
Deckenabschluss

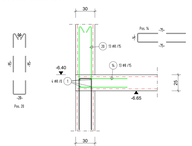

Schnitt P - P M 1:20
Anschluss Stiege

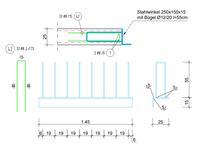

Schnitt F - F M 1:20
Anschluss Wand

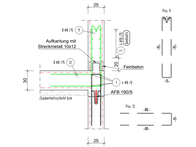

Schnitt G - G M 1:20
Deckenabschluss

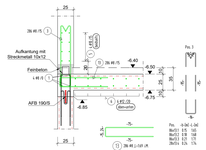

Schnitt H - H M 1:20
Wandsnschluss

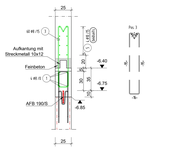

Schnitt I - I M 1:20
Deckenabschluss

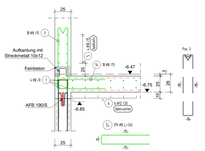

Schnitt J - J M 1:20
Rampenanschluss

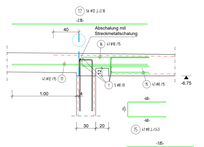

Schnitt A - A M 1:20
Deckenabschluss

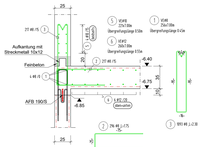

Schnitt B - B M 1:20
Anschluss Wand

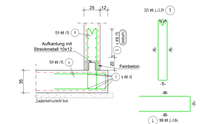

Schnitt C - C M 1:20
Deckenabschluss

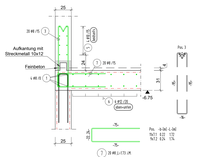

Schnitt D - D M 1:20
Deckenabschluss

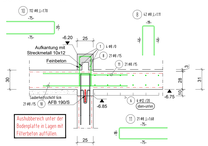

Schnitt E - E M 1:20
Anschluss Wand

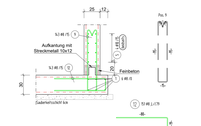

Decke über 3.UG M 1:50
obere Lage Teil 1

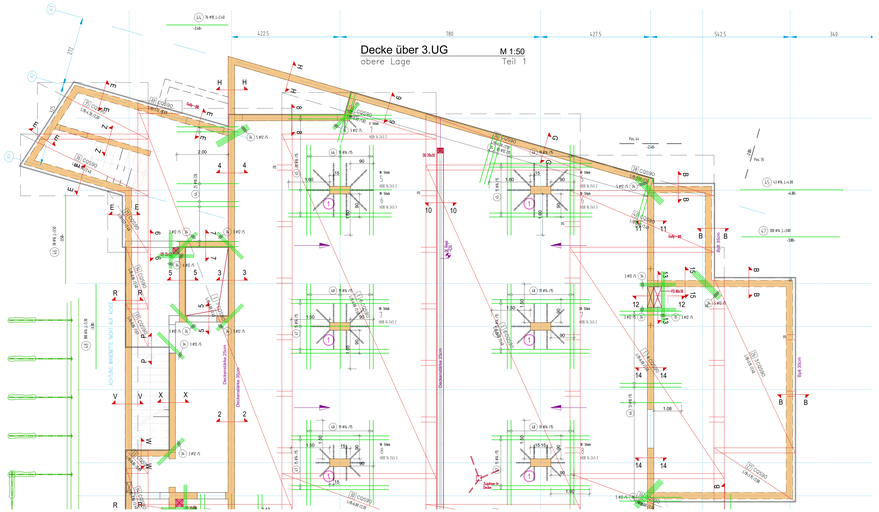

Decke über 3.UG M 1:50
untere Lage Teil 1

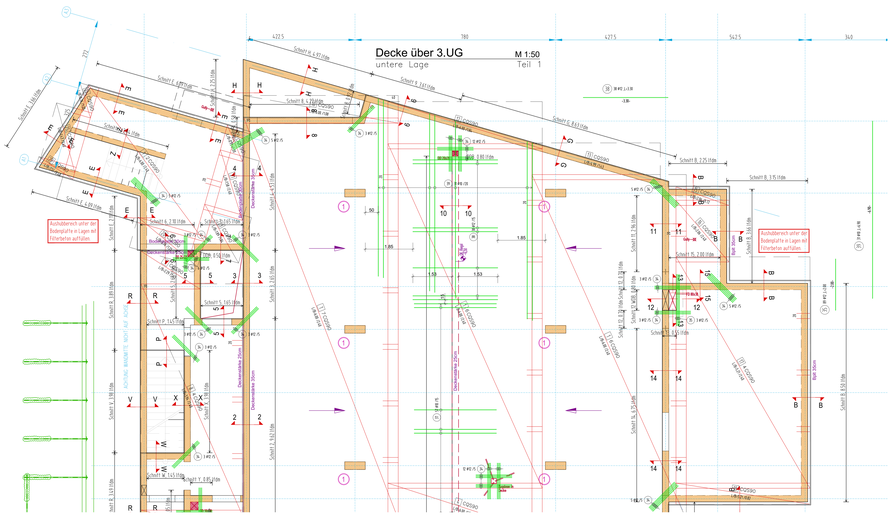

Schnitt 15 - 15 M 1:20
Wandanschluß Innen



Standardabschluß M 1:20
Deckendurchbrüche

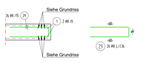

Standarddetail M 1:20
Arbeitsfuge



Kulturhaus
Fiss

17-801

Decke über 3.UG Teil 1 untere und obere Lage Details	3.08 28.06.2017 1:50:20 wolf
geprüft (Arch.,HSL,Elektro,Zementa)	04.07.2017

20 cm — bis C25/30 Normalrüttelung
40 cm — ab C25/30 Normalrüttelung

Sofern keine Angabe zur Überhöhung der Decke vorhanden ist, ist die Decke mit einem 1/1n von 1/300 der kurzeren Spannweite zu überhöhen.

Übereinstimmung mit anderen auf den entsprechenden Blättel bezogenen Plänen (Sichtpläne, usw.) sind zu überprüfen. Unstimmigkeiten sind der Bauleitung dem Planer und dem Statiker mitzuteilen.

lt. Arbeitnehmerschutzverordnung sind alle nach oben stehenden Eisen um 90 grad umzubiegen oder mit gesicherten Schutzkleidern zu versehen.

NACHBEHANDLUNG lt. ÖN B 4710-1 AUSSCHALFRISTEN lt. ÖN B 4710-1

Sauberkeitsschicht ist mind. 6cm auszuführen und mit der Güte C 12/15

Bei Vorkommen von bindigen Böden (Tone, Schluffe), Sandlinsen oder Auffüllungen ist der Statiker zu benachrichtigen.

statikplan

DKN DESIGN u. KONSTRUKTION NEURAUTER
GM ING. DIETMAR NEURAUTER
PLANUNG - BAULEITUNG - STATIK
A-6020 INNSBRUCK, HÖTTINGER GASSE 10, TEL. +43 512 / 58 20 20, FAX DW 20, E-MAIL: office@dkn.at